


تعليمات الطالب لتسجيل في (MyLabsPlus)

باستخدام رمز الوصول (Access Code)

قبل أن تبدأ، تأكد من استخدامك لمتصفح قوقل كروم «Google Chrome».



قم بتسجيل الدخول إلى البلاك بورد «Blackboard» باستخدام اسم المستخدم وكلمة المرور الخاصين بك في جامعة قطر.



Blackboard Learn

https://mybb91test.qu.edu.qa

جامعة قطر
QATAR UNIVERSITY


Blackboard⁺ learn[™]

USERNAME:

PASSWORD:

Login

TEST ENVIRONMENT (Monday, September 16, 2013)


Blackboard

© 1997-2014 Blackboard Inc. All Rights Reserved. U.S. Patent No. 7,493,396 and 7,558,853. Additional Patents Pending.
[Accessibility information](#) + [Installation details](#)

Blackboard Learn

Blackboard Learn

https://mybb91test.qu.edu.qa/webapps/portal/frameset.jsp?tab_group_id= 2_1

جامعة قطر
QATAR UNIVERSITY

My Institution **Courses** Community Content Collection Services

Course Search

Go

Course List

Courses where you are: Instructor
vital_source: Vital Source
Instructor: test user;

Course Creation

Click here to create a course.

Course Catalog

Browse Course Catalog

Quickly

- Course Availability
- + Post Announcement
- + Send Email
- + Post Content
- 0 Needs Grading

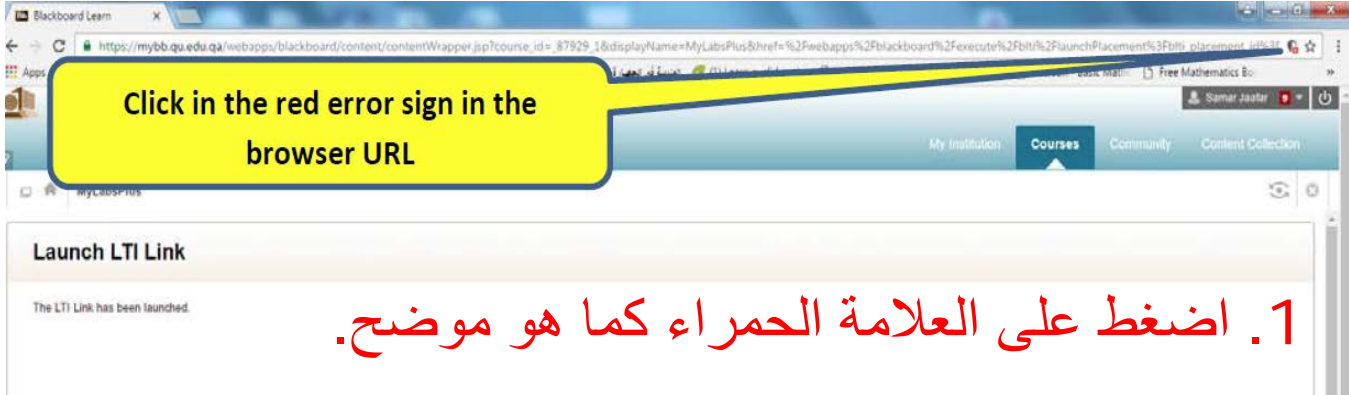
بمجرد تسجيل الدخول اضغط على علامة التبويب "المقررات – Course»
ومن ثم اضغط على المقرر المطلوب من قائمة المقررات.

من علامة تبويب التنقل اليمنى، اذهب اضغط على « MyLabsPlus أو MyMathLab »

The screenshot displays the Blackboard Learn interface for a user named 'test student' at Qatar University. The browser address bar shows the URL: https://mybb91test.qu.edu.qa/webapps/portal/frameset.jsp?tab_tab_group_id=_2_1&url=%2Fwebapps%2Fblackboard%2Fexecute%2Flauncher%3Ftype%2F. The navigation menu includes 'My Institution', 'Courses', 'Community', 'Content Collection', and 'Services'. The main content area is titled 'Home Page الرئيسية الصفحة' and contains several sections:

- My Announcements:** No Course or Organization Announcements have been posted in the last 7 days. [more announcements... →](#)
- My Tasks:** My Tasks: No tasks due. [more tasks... →](#)
- What's New:** No Notifications. Last Updated: June 30, 2014 10:10 PM
- Needs Attention:** No Notifications. Last Updated: June 30, 2014 10:10 PM
- To Do:** Edit Notification Settings. What's Past Due: All Items (0). What's Due: Select Date: 06/30/2014. Today (0): Nothing Due Today. Tomorrow (0). This Week (0). Future (0). Last Updated: June 30, 2014 10:10 PM
- Alerts:** Edit Notification Settings. Past Due: No Notifications.

في حال ظهور هذه الرسالة «Launch LTI Link»، عليك اتباع الآتي:



Click in the red error sign in the browser URL

1. اضغط على العلامة الحمراء كما هو موضح.

Click on "Load unsafe scripts"

2. اضغط على «Load unsafe scripts» كما هو موضح.

MyLabsPlus™

- My Courses
- Course Home >
- Pearson eText**
- Assignment Calendar >
- Communication Tools >
- Grades >

End-User License Agreement and Privacy Policy - Google Chrome

tpi.pearsoncmg.com/tpi/UserConsent

End-User License Agreement and Privacy Policy

By registering to use a Pearson Education online learning system, I certify that I have read and agree to the **Pearson End-User License Agreement and Privacy Policy** and the **Pearson Privacy Statement**.

I understand that my personal information may be stored in and/or accessed from jurisdictions outside of my resident country. I consent to this storage and/or access.

The personal information that I use with a Pearson Education online learning system can include my name and contact information, my answers to questions that are part of the course, my marks on tests or other course requirements, and any comments about me made by my instructor.

Pearson Privacy Statement

Pearson Privacy Statement

Pearson Education ("Pearson") recognizes the importance of protecting the privacy of Personally Identifiable Information about you as a user of our online learning applications, websites and educational evaluation tools ("applications"). Follows is an overview of Pearson's Privacy Policy which is wholly contained within the [Pearson End-User License and Privacy Agreement](#) to which end users consent when registering for a Pearson application.

Information considered by Pearson to be Personally Identifiable Information ("PII") is: your full name, address,

Pearson End-User License Agreement and Privacy Policy

End-User License Agreement and Privacy Policy

Last Revision Posted: 15 June 2012

These terms constitute an agreement between You and Pearson Education, Inc, and its direct and indirect affiliates ("Pearson"). By accessing or using the website and/or service with which these terms are associated, You acknowledge that You have read and accepted the terms of this Agreement. If You do not agree to abide by the terms and conditions of this Agreement, please do not register for or otherwise access or use this Website.

إذا كنت أول مرة تستخدم «MyLabsPlus» فإنه سوف تظهر لك صفحة اتفاقية الترخيص والخصوصية. عندما تنتهي من قراءة شروط الاستخدام والموافقة عليها، انقر فوق قبول «I Accept» مرة واحدة.



Product Selection

* Fields are required

Enrollment Options

You can access your course by using an access code, by buying online, or by requesting temporary access (if available).

- Access Code
- Buy Now

وبعد ذلك، قم باختيار الخيار الاول «Access Code» حتى تتمكن من الوصول إلى دورتك.

الخيار الأول رمز الوصول «Access Code»

بعد شراء الكتاب الإلكتروني من القسم الكتب الدراسية، يمكنك إدخال رمز الوصول «Access Code» الذي تم إرساله إلى بريدك الإلكتروني الجامعي عن طريق اختيار «Access Code»

Product Selection

* Fields are required

Enrollment Options

You can access your course by using an access code, by buying online, or by requesting temporary access (if available).

Access Code

* Enter Your Access Code

 - - - - -

Switch to a single box for pasting your access code

Example

SIMPLE-FRILL-TONLE-WEIRS-CHOIR-FLEES

Buy Now

Cancel

Next ▶



Confirmation & Summary

[Print This Page](#)

You have successfully subscribed to a Pearson Education online product. Please [print this page](#) as your receipt. You will also receive a confirmation email for your records.

You now have access to...

eCollege Course Management System

[Return to Course](#)

Role: Student

Expiration Date: Mar 15, 20

Section or Module: Pearson

About Your Transaction

If you have any questions abo

Transaction Date: Sep 15 20

عندما تدخل رمز الوصول الخاص بك، سوف تتلقى هذه الصفحة كتأكيد وملخص. وتأكد من الاحتفاظ بنسخة منها كأثبات مسجل. ومن ثم يمكنك الآن العودة إلى MyLabsPlus من خلال النقر على زر العودة للدورة «Return to Course».

للدعم والمساعدة

ALWAYS
LEARNING

□ للحصول على الدعم المباشر يمكنك الذهاب إلى أستاذ المقرر لتوفير الدعم اللازم لك.

□ للحصول على الدعم الفني لأي مشكلة تواجهك يمكنك التواصل مع فريق الدعم شركة (Pearson) على عنوان البريد الإلكتروني الآتي:

nicolas.abdelmassih@pearson.com و نسخة إلى السيد/ نيكولاس: pearson-me.support@pearson.com